

RECYCLING



PROJECT

Project Guidelines:


- **Project is due on _____.** (If the project is turned in late, ____ points will be deducted each day after the due date)
- **Project must be completed by the student with minimal assistance from parents.**
- **Students will receive two grades for this project.**
 - **Reflection** - On the due date, students will complete a project reflection in class in which they will identify materials, procedure (steps), purpose of using recycled materials, and use of product.
 - **Presentation** - Students will present their product to the class and identify what materials they used. They will also explain how this product is useful.
- **Below are some ideas to inspire you.**



- **Be creative and have fun! :)**



Recycling Project Reflection



Name: _____

1. Imagine you are going to sell your product at a store. What name would you give your product?

Product name: _____

2. What materials did you use to make your product?

- _____
- _____
- _____
- _____
- _____

3. Explain the steps you took to make your product (2 pts).

4. How did you come up with the idea for your product?

5. Is your product useful? What can it be used for?

6. Which of the 3 R's does this project show?

reduce

reuse

recycle

7. How does this project help our environment?

8. Draw a picture of your product.




9. Did you enjoy doing this project? Explain your answer.

Recycling Project - Presentation Rubric



Student: _____

Presentation Date: _____



Presentation Checklist (60 pts)

- _____ / 20 - Student introduced their product with a creative name.
- _____ / 20 - Student gave examples of materials used for the project.
- _____ / 20 - Student explained how their product is useful.

Recycled Product (40 pts)

- _____ / 20 Product is made of recycled products.
- _____ / 10 Product is useful.
- _____ / 10 Student used creativity and put effort into their project.

Possible Deductions

- Project is turned in after the due date. (-10 pts per day)
- Project was not created primarily by the student (-10 pts)


Project grade: _____pts / 100 = _____ %

Recycling Project - Presentation Rubric



Student: _____

Presentation Date: _____



Presentation Checklist (_____ pts)

- _____ / _____ - Student introduced their product with a creative name.
- _____ / _____ - Student gave examples of materials used for the project.
- _____ / _____ - Student explained how their product is useful.

Recycled Product (_____ pts)

- _____ / _____ - Product is made of recycled products.
- _____ / _____ - Product is useful.
- _____ / 10 Student used creativity and put effort into their project.

Possible Deductions

- Project is turned in after the due date. (-_____ pts per day)
- Project was not created primarily by the student (-_____ pts)

Project grade: _____pts / 100 = _____ %